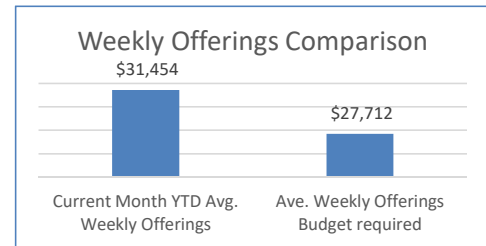


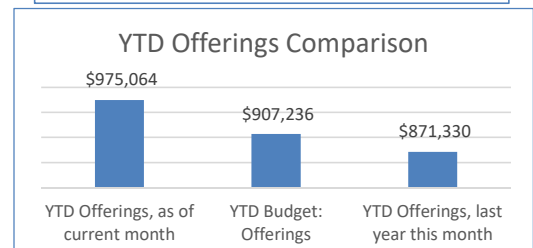
# Crossroads Presbyterian Church

## January 31, 2018

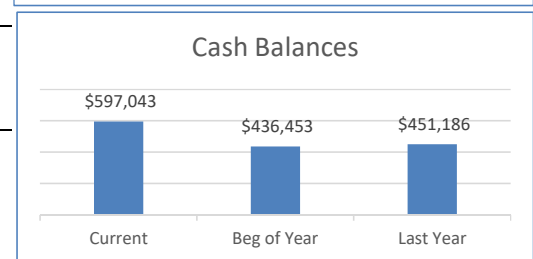
<b>Average Weekly Offerings Comparison</b>			<i>Increase/(Decrease) from current month</i>
Current Month YTD Avg. Weekly Offerings	\$	31,454	
Ave. Weekly Offerings Budget required	\$	27,712	\$ 3,742



<b>Year to Date Offerings Comparison</b>			<i>Increase/(Decrease) from current month</i>
YTD Offerings, as of current month	\$	975,064	
YTD Budget: Offerings	\$	907,236	\$ 67,828
YTD Offerings, last year this month	\$	871,330	\$ 103,734



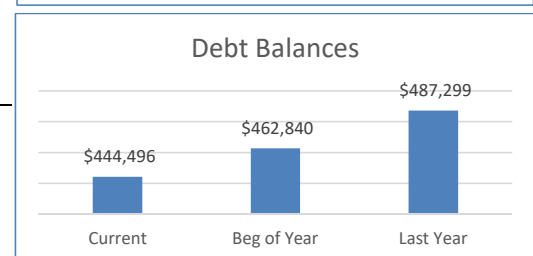
<b>Cash Balances for Operations</b>	<i>Current Month</i>	<i>Beg of Year 7/1/2017</i>	<i>Last Year This Month</i>
Operating Fund (unrestricted)	\$ 333,093	\$ 203,856	\$ 250,432
Joseph Fund	\$ 84,927	\$ 70,071	\$ 29,866
IICF	\$ 156,045	\$ 155,943	\$ 155,864
Preschool	\$ 22,978	\$ 6,582	\$ 15,024
	<b>\$ 597,043</b>	<b>\$ 436,453</b>	<b>\$ 451,186</b>



**Increase / (Decrease) in Cash from Current Month**

	\$ 160,590	\$ 145,857
--	------------	------------

<b>Debt Balances</b>	<i>Current Month</i>	<i>Beg of Year 7/1/2017</i>	<i>Last Year This Month</i>
Mortgage	\$ 444,496	\$ 462,840	\$ 487,299



**Decrease / (Increase) in Debt from Current Month**

	\$ 18,343	\$ 42,803
--	-----------	-----------

Note: We had another good month in January from an average weekly receipts perspective. Our revenues are comfortably ahead of last year due to the \$185,000 of prepaids driven by tax reform. Year over year comparisons will likely worsen over the coming months.