


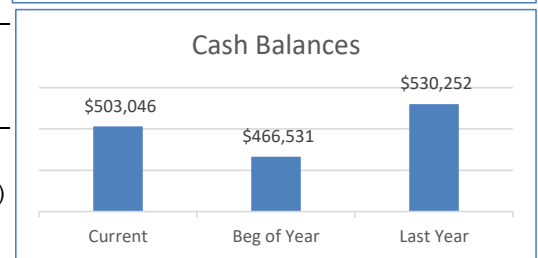
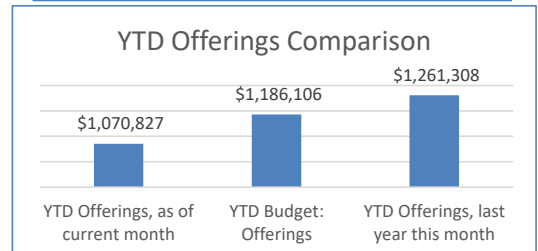
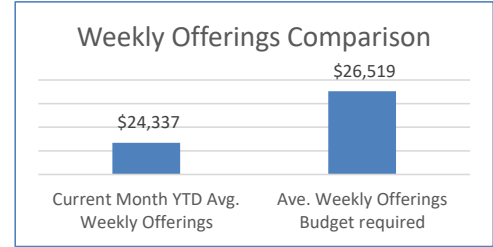
Crossroads Presbyterian Church April 30, 2019

Average Weekly Offerings Comparison	<i>Increase/(Decrease) from current month</i>	
Current Month YTD Avg. Weekly Offerings	\$ 24,337	
Ave. Weekly Offerings Budget required	\$ 26,519	\$ (2,182)

Year to Date Offerings Comparison	<i>Increase/(Decrease) from current month</i>	
YTD Offerings, as of current month	\$ 1,070,827	
YTD Budget: Offerings	\$ 1,186,106	\$ (115,279)
YTD Offerings, last year this month	\$ 1,261,308	\$ (190,481)

Cash Balances for Operations	<i>Current Month</i>	<i>Beg of Year 7/1/2019</i>	<i>Last Year This Month</i>
Operating Fund (unrestricted)	\$ 286,289	\$ 238,621	\$ 289,886
Joseph Fund	\$ 41,372	\$ 62,475	\$ 65,839
IICF	\$ 156,294	\$ 156,134	\$ 156,098
Preschool	\$ 19,092	\$ 9,301	\$ 18,429
	\$ 503,046	\$ 466,531	\$ 530,252
Increase / (Decrease) in Cash from Current Month		\$ 36,515	\$ (27,206)

Debt Balances	<i>Current Month</i>	<i>Beg of Year 7/1/2018</i>	<i>Last Year This Month</i>
Mortgage	\$ 408,941	\$ 434,334	\$ 438,617
Decrease / (Increase) in Debt from Current Month		\$ 25,393	\$ 29,676



Note: Offerings are well behind budget and last year at this time. Fortunately, this lower amount of revenues has been offset by lower HR costs, caused by the vacancy of Pastor Spotts and Galan. This low HR expense should continue until a new senior pastor is found. However, due to lower pledges, we expect our surplus will turn into a deficit by the fiscal year end.