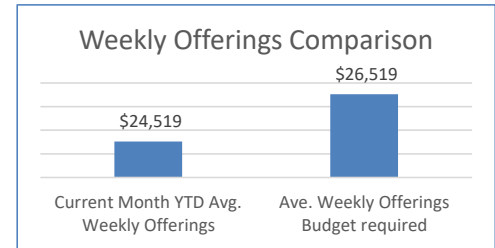
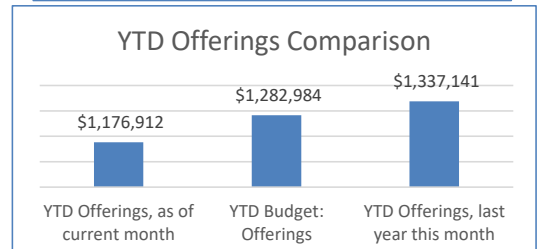


Crossroads Presbyterian Church May 31, 2019

Average Weekly Offerings Comparison			<i>Increase/(Decrease) from current month</i>
Current Month YTD Avg. Weekly Offerings	\$	24,519	
Ave. Weekly Offerings Budget required	\$	26,519	\$ (2,000)



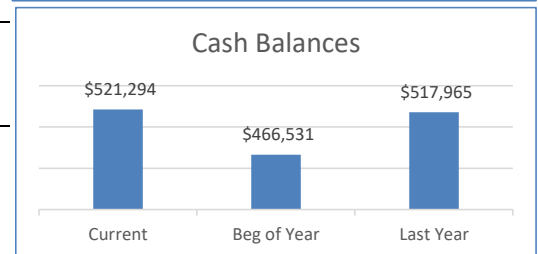
Year to Date Offerings Comparison			<i>Increase/(Decrease) from current month</i>
YTD Offerings, as of current month	\$	1,176,912	
YTD Budget: Offerings	\$	1,282,984	\$ (106,072)
YTD Offerings, last year this month	\$	1,337,141	\$ (160,230)



Cash Balances for Operations	<i>Current Month</i>	<i>Beg of Year 7/1/2019</i>	<i>Last Year This Month</i>
Operating Fund (unrestricted)	\$ 310,624	\$ 238,621	\$ 278,629
Joseph Fund	\$ 40,142	\$ 62,475	\$ 64,791
IICF	\$ 156,307	\$ 156,134	\$ 156,116
Preschool	\$ 14,221	\$ 9,301	\$ 18,429
	\$ 521,294	\$ 466,531	\$ 517,965

Increase / (Decrease) in Cash from Current Month

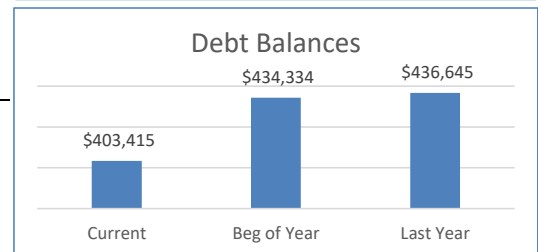
	\$ 54,763	\$ 3,329
--	-----------	----------



Debt Balances	<i>Current Month</i>	<i>Beg of Year 7/1/2018</i>	<i>Last Year This Month</i>
Mortgage	\$ 403,415	\$ 434,334	\$ 436,645

Decrease / (Increase) in Debt from Current Month

	\$ 30,919	\$ 33,230
--	-----------	-----------



Note: Offerings are well behind budget and last year at this time. Fortunately, this lower amount of revenues has been offset by lower HR costs, caused by the vacancy of Pastor Spotts and Galan. This low HR expense should continue until a new senior pastor is found. We sold the manse in mid-June and used the proceeds to pay off our mortgage, so now the church is debt free! Thank you to all have given to reduce our debt over the years!