


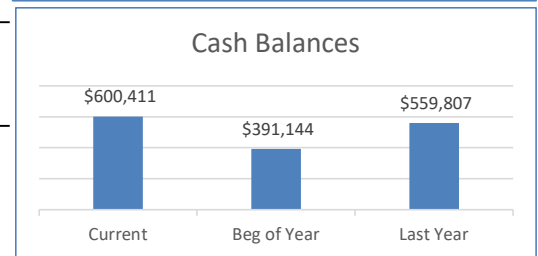
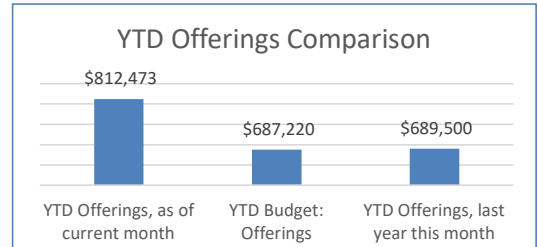
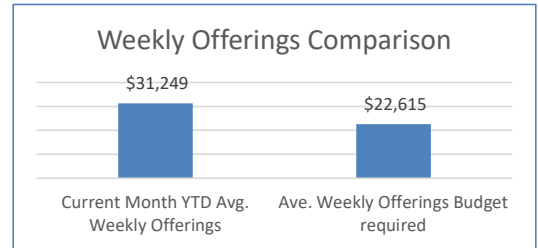
Crossroads Presbyterian Church December 31, 2019

Average Weekly Offerings Comparison	<i>Increase/(Decrease) from current month</i>	
Current Month YTD Avg. Weekly Offerings	\$ 31,249	
Ave. Weekly Offerings Budget required	\$ 22,615	\$ 8,634

Year to Date Offerings Comparison	<i>Increase/(Decrease) from current month</i>	
YTD Offerings, as of current month	\$ 812,473	
YTD Budget: Offerings	\$ 687,220	\$ 125,252
YTD Offerings, last year this month	\$ 689,500	\$ 122,972

Cash Balances for Operations	<i>Current Month</i>	<i>Beg of Year 7/1/2019</i>	<i>Last Year This Month</i>
Operating Fund (unrestricted)	\$ 581,787	\$ 311,091	\$ 342,348
Joseph Fund	\$ 18,624	\$ 39,439	\$ 41,369
IICF	\$ -	\$ 31,313	\$ 156,243
Preschool	\$ -	\$ 9,301	\$ 19,847
	\$ 600,411	\$ 391,144	\$ 559,807
Increase / (Decrease) in Cash from Current Month		\$ 209,267	\$ 40,605

Debt Balances	<i>Current Month</i>	<i>Beg of Year 7/1/2019</i>	<i>Last Year This Month</i>
Mortgage	\$ -	\$ -	\$ 422,464
Decrease / (Increase) in Debt from Current Month	\$ -	\$ -	\$ 422,464



Note: Offerings are slightly behind budget and last year at this time. Fortunately, lower offerings have been offset by lower HR costs, caused by the associate pastor vacancy. We sold the manse in mid-June and used the proceeds to pay off our mortgage, so now the church is debt free! Thank you to all have given to reduce our debt over the years!