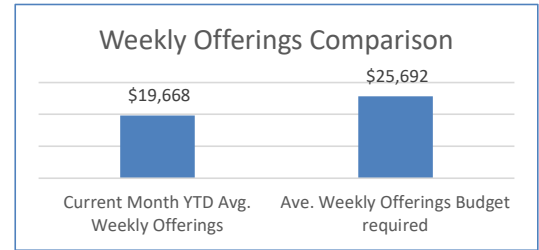
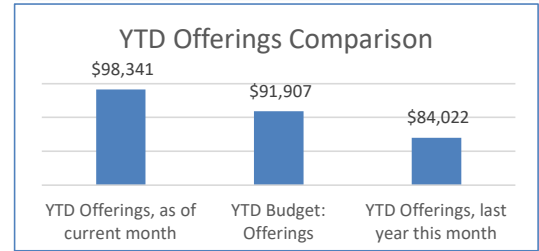


Crossroads Presbyterian Church
July 31, 2022

<u>Average Weekly Offerings Comparison</u>		<i>Increase/(Decrease) from current month</i>
Current Month YTD Avg. Weekly Offerings	\$ 19,668	
Ave. Weekly Offerings Budget required	\$ 25,692	\$ (6,024)

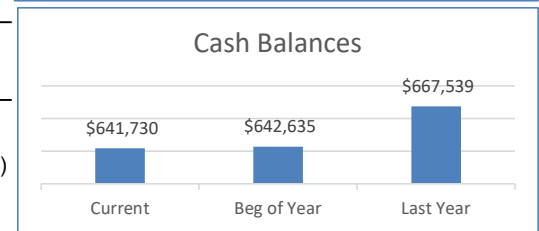


<u>Year to Date Offerings Comparison</u>		<i>Increase/(Decrease) from current month</i>
YTD Offerings, as of current month	\$ 98,341	
YTD Budget: Offerings	\$ 91,907	\$ 6,434
YTD Offerings, last year this month	\$ 84,022	\$ 14,319



<u>Cash Balances for Operations</u>	<i>Current Month</i>	<i>Beg of Year 7/1/2022</i>	<i>Last Year This Month</i>
Operating Fund (unrestricted)	\$ 479,446	\$ 479,446	\$ 582,824
Joseph Fund (incl. NSGB Grant Recv.)	\$ 146,303	\$ 141,486	\$ 76,222
Preschool	\$ 15,981	\$ 21,703	\$ 8,493
	\$ 641,730	\$ 642,635	\$ 667,539

Increase / (Decrease) in Cash from Current Month		\$ (906)	\$ (25,809)
---	--	----------	-------------



<u>Debt Balances</u>	<i>Current Month</i>	<i>Beg of Year 7/1/2022</i>	<i>Last Year This Month</i>
Mortgage	\$ -	\$ -	\$ -
	\$ -	\$ -	\$ -

Decrease / (Increase) in Debt from Current Month		\$ -	\$ -
---	--	------	------

