

Crossroads Presbyterian Church
August 31, 2022

Average Weekly Offerings Comparison

| Average Weekly Offerings Comparison | | <i>Increase/(Decrease) from current month</i> | |
|--|-----------|---|--|
| Current Month YTD Avg. Weekly Offerings | \$ 19,087 | | |
| Ave. Weekly Offerings Budget required | \$ 25,692 | \$ (6,605) | |

Year to Date Offerings Comparison

| <i>Year to Date Offerings Comparison</i> | <i>Increase/(Decrease) from current month</i> | |
|---|--|----------|
| YTD Offerings, as of current month | \$ | 171,787 |
| YTD Budget: Offerings | \$ | 177,918 |
| YTD Offerings, last year this month | \$ | 188,975 |
| | \$ | (17,188) |

Cash Balances for Operations

| | | Current Month | Beg of Year 7/1/2022 | Last Year This Month |
|--|-----------|------------------|-------------------------|-------------------------|
| <u>Cash Balances for Operations</u> | | | | |
| Operating Fund (unrestricted) | \$ | 445,878 | \$ 479,446 | \$ 596,470 |
| Joseph Fund (incl. NSGB Grant Recv.) | \$ | 149,923 | \$ 141,486 | \$ 80,811 |
| Preschool | \$ | 33,595 | \$ 21,703 | \$ 23,747 |
| | \$ | 629,396 | \$ 642,635 | \$ 701,028 |

**Increase / (Decrease) in Cash
from Current Month**

\$ (13,239) \$ (71,632)

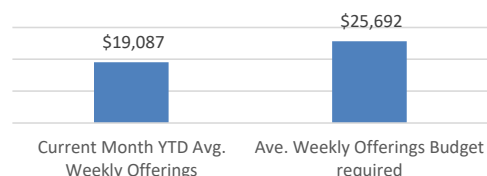
Debt Balances

| Debt Balances | <i>Current Month</i> | <i>Beg of Year 7/1/2022</i> | <i>Last Year This Month</i> |
|----------------------|--------------------------|---------------------------------|---------------------------------|
| Mortgage | \$ - | \$ - | \$ - |

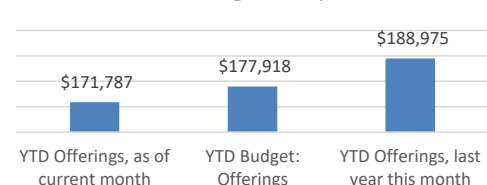
**Decrease / (Increase) in Debt
from Current Month**

\$ - \$ - \$ -

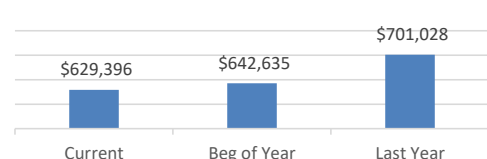
Weekly Offerings Comparison



YTD Offerings Comparison



Cash Balances



Debt Balances

