

Crossroads Presbyterian Church
September 30, 2022

Average Weekly Offerings Comparison

<i>Average Weekly Offerings Comparison</i>	<i>Increase/(Decrease) from current month</i>	
Current Month YTD Avg. Weekly Offerings	\$	18,986
Ave. Weekly Offerings Budget required	\$	25,692
		\$ (6,706)

Year to Date Offerings Comparison

<i>Year to Date Offerings Comparison</i>		<i>Increase/(Decrease) from current month</i>
YTD Offerings, as of current month	\$	246,820
YTD Budget: Offerings	\$	262,352
YTD Offerings, last year this month	\$	267,066
	\$	(15,532)
	\$	(20,246)

Cash Balances for Operations

Cash Balances for Operations	<i>Current Month</i>	<i>Beg of Year 7/1/2022</i>	<i>Last Year This Month</i>
Operating Fund (unrestricted)	\$ 395,386	\$ 479,446	\$ 549,580
Joseph Fund (incl. NSGB Grant Recv.)	\$ 153,517	\$ 141,486	\$ 76,580
Preschool	<u>\$ 28,040</u>	<u>\$ 21,703</u>	<u>\$ 18,747</u>
	\$ 576,943	\$ 642,635	\$ 644,907

**Increase / (Decrease) in Cash
from Current Month**

\$ (65,693) \$ (67,964)

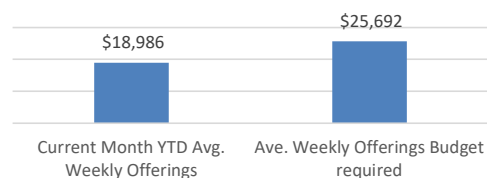
Debt Balances

Debt Balances	Current Month	Beg of Year 7/1/2022	Last Year This Month
Mortgage	\$ -	\$ -	\$ -

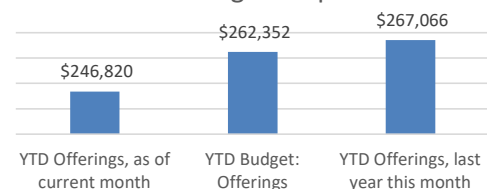
**Decrease / (Increase) in Debt
from Current Month**

\$ - \$ - \$ -

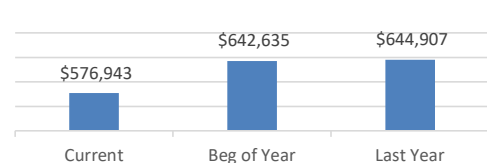
Weekly Offerings Comparison



YTD Offerings Comparison



Cash Balances



Debt Balances

