

**Crossroads Presbyterian Church**  
**October 31, 2022**

### Average Weekly Offerings Comparison

<b>Average Weekly Offerings Comparison</b>	<i>Increase/(Decrease) from current month</i>	
Current Month YTD Avg. Weekly Offerings	\$	19,991
Ave. Weekly Offerings Budget required	\$	25,692
		\$ (5,701)

### Year to Date Offerings Comparison

<b><i>Year to Date Offerings Comparison</i></b>			<b><i>Increase/(Decrease) from current month</i></b>
YTD Offerings, as of current month	\$	359,846	
YTD Budget: Offerings	\$	353,376	\$ 6,470
YTD Offerings, last year this month	\$	352,766	\$ 7,080

### Cash Balances for Operations

<b>Cash Balances for Operations</b>	<i>Current Month</i>	<i>Beg of Year 7/1/2022</i>	<i>Last Year This Month</i>
Operating Fund (unrestricted)	\$ 376,048	\$ 479,446	\$ 537,653
Joseph Fund (incl. NSGB Grant Recv.)	\$ 155,158	\$ 141,486	\$ 79,905
Preschool	<u>\$ 19,463</u>	<u>\$ 21,703</u>	<u>\$ 13,718</u>
	<b>\$ 550,669</b>	<b>\$ 642,635</b>	<b>\$ 631,276</b>

**Increase / (Decrease) in Cash  
from Current Month**

\$ (91,966) \$ (80,607)

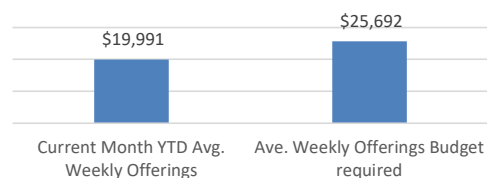
### ***Debt Balances***

<b>Debt Balances</b>	<b>Current Month</b>	<b>Beg of Year 7/1/2022</b>	<b>Last Year This Month</b>
Mortgage	\$ -	\$ -	\$ -

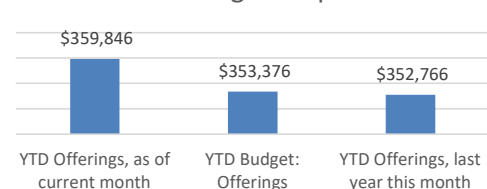
**Decrease / (Increase) in Debt  
from Current Month**

\$ - \$ - \$ -

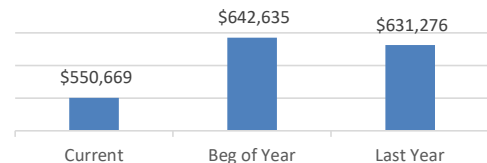
## Weekly Offerings Comparison



## YTD Offerings Comparison



## Cash Balances



## Debt Balances

