

**Crossroads Presbyterian Church**  
**January 31, 2023**

### Average Weekly Offerings Comparison

<b>Average Weekly Offerings Comparison</b>	<i>Increase/(Decrease) from current month</i>	
Current Month YTD Avg. Weekly Offerings	\$ 29,041	
Ave. Weekly Offerings Budget required	\$ 25,692	\$ 3,349

### Year to Date Offerings Comparison

<b><i>Year to Date Offerings Comparison</i></b>	<b><i>Increase/(Decrease) from current month</i></b>	
YTD Offerings, as of current month	\$	900,271
YTD Budget: Offerings	\$	863,474
YTD Offerings, last year this month	\$	856,272
	\$	43,999

### Cash Balances for Operations

<b>Cash Balances for Operations</b>	<i>Current Month</i>	<i>Beg of Year 7/1/2022</i>	<i>Last Year This Month</i>
Operating Fund (unrestricted)	\$ 546,899	\$ 479,446	\$ 681,150
Joseph Fund (incl. NSGB Grant Recv.)	\$ 165,988	\$ 141,486	\$ 229,032
Preschool	\$ 36,446	\$ 21,703	\$ 13,718
	<b>\$ 749,333</b>	<b>\$ 642,635</b>	<b>\$ 923,900</b>

**Increase / (Decrease) in Cash  
from Current Month**

\$ 106,698      \$ (174,567)

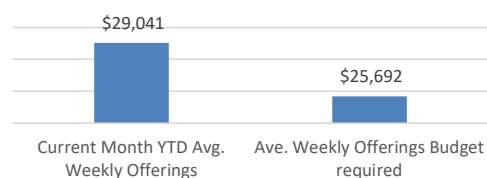
### ***Debt Balances***

<b>Debt Balances</b>	<b>Current Month</b>	<b>Beg of Year 7/1/2022</b>	<b>Last Year This Month</b>
Mortgage	\$ -	\$ -	\$ -

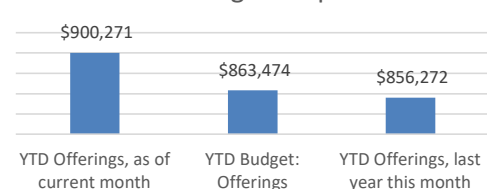
**Decrease / (Increase) in Debt  
from Current Month**

\$ - \$ - \$ -

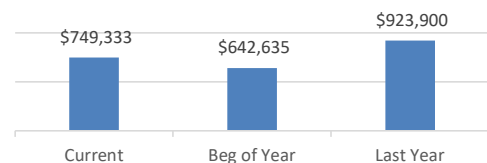
## Weekly Offerings Comparison



## YTD Offerings Comparison



## Cash Balances



## Debt Balances

