

Crossroads Presbyterian Church
March 31, 2023

Average Weekly Offerings Comparison

<i>Average Weekly Offerings Comparison</i>	<i>Increase/(Decrease) from current month</i>	
Current Month YTD Avg. Weekly Offerings	\$	28,495
Ave. Weekly Offerings Budget required	\$	25,692
	\$	2,803

Year to Date Offerings Comparison

<i>Year to Date Offerings Comparison</i>	<i>Increase/(Decrease) from current month</i>	
YTD Offerings, as of current month	\$	1,111,316
YTD Budget: Offerings	\$	1,052,456
YTD Offerings, last year this month	\$	1,001,598
	\$	109,718

Cash Balances for Operations

Cash Balances for Operations	<i>Current Month</i>	<i>Beg of Year 7/1/2022</i>	<i>Last Year This Month</i>
Operating Fund (unrestricted)	\$ 499,490	\$ 479,446	\$ 602,290
Joseph Fund (incl. NSGB Grant Recv.)	\$ 165,905	\$ 141,486	\$ 98,164
Preschool	\$ 45,345	\$ 21,703	\$ 13,718
	\$ 710,740	\$ 642,635	\$ 714,172

**Increase / (Decrease) in Cash
from Current Month**

\$ 68,105 \$ (3,432)

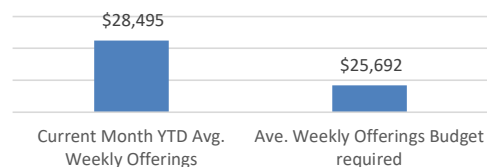
Debt Balances

Debt Balances	Current Month	Beg of Year 7/1/2022	Last Year This Month
Mortgage	\$ -	\$ -	\$ -

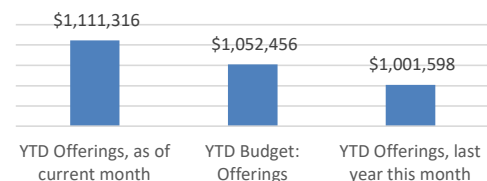
**Decrease / (Increase) in Debt
from Current Month**

\$ - \$ - \$ -

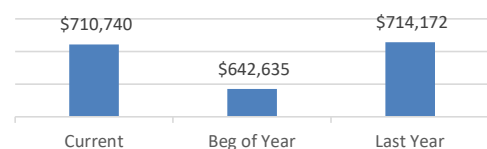
Weekly Offerings Comparison



YTD Offerings Comparison



Cash Balances



Debt Balances

