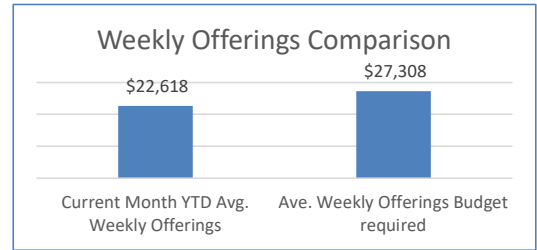
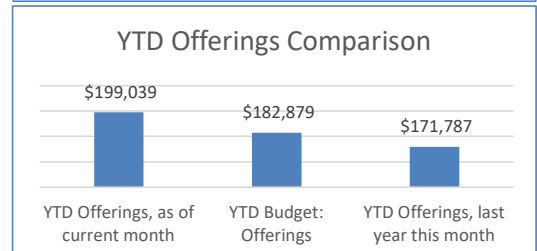


Crossroads Presbyterian Church
August 31, 2023

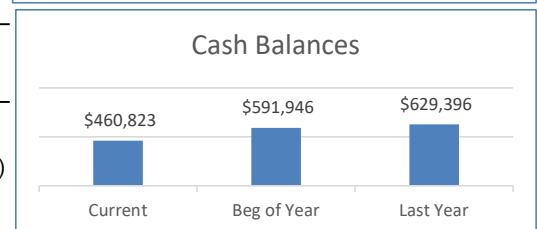
| <i>Average Weekly Offerings Comparison</i> | | <i>Increase/(Decrease) from current month</i> | |
|---|----|---|------------|
| Current Month YTD Avg. Weekly Offerings | \$ | 22,618 | |
| Ave. Weekly Offerings Budget required | \$ | 27,308 | \$ (4,690) |



| <i>Year to Date Offerings Comparison</i> | | <i>Increase/(Decrease) from current month</i> | |
|---|----|---|-----------|
| YTD Offerings, as of current month | \$ | 199,039 | |
| YTD Budget: Offerings | \$ | 182,879 | \$ 16,159 |
| YTD Offerings, last year this month | \$ | 171,787 | \$ 27,252 |



| <i>Cash Balances for Operations</i> | <i>Current Month</i> | <i>Beg of Year 7/1/2023</i> | <i>Last Year This Month</i> |
|--|----------------------|---------------------------------|---------------------------------|
| Operating Fund (unrestricted) | \$ 389,440 | \$ 402,935 | \$ 445,878 |
| Joseph Fund | \$ 33,669 | \$ 166,300 | \$ 149,923 |
| Preschool | \$ 37,714 | \$ 22,711 | \$ 33,595 |
| Total | \$ 460,823 | \$ 591,946 | \$ 629,396 |
| <i>Increase / (Decrease) in Cash from Current Month</i> | | \$ (131,123) | \$ (168,573) |



| <i>Debt Balances</i> | <i>Current Month</i> | <i>Beg of Year 7/1/2022</i> | <i>Last Year This Month</i> |
|--|----------------------|---------------------------------|---------------------------------|
| Mortgage | \$ - | \$ - | \$ - |
| <i>Decrease / (Increase) in Debt from Current Month</i> | \$ - | \$ - | \$ - |

