

Crossroads Presbyterian Church
November 30, 2023

Average Weekly Offerings Comparison

Average Weekly Offerings Comparison	<i>Increase/(Decrease) from current month</i>	
Current Month YTD Avg. Weekly Offerings	\$ 25,522	
Ave. Weekly Offerings Budget required	\$ 27,308	\$ (1,785)

Year to Date Offerings Comparison

<i>Year to Date Offerings Comparison</i>	<i>Increase/(Decrease) from current month</i>			
YTD Offerings, as of current month	\$	551,283		
YTD Budget: Offerings	\$	536,651	\$	14,632
YTD Offerings, last year this month	\$	507,452	\$	43,831

Cash Balances for Operations

Cash Balances for Operations	<i>Current Month</i>	<i>Beg of Year 7/1/2023</i>	<i>Last Year This Month</i>
Operating Fund (unrestricted)	\$ 378,418	\$ 402,935	\$ 408,431
Joseph Fund	\$ 14,220	\$ 166,300	\$ 155,743
Preschool	\$ 26,008	\$ 22,711	\$ 19,463
	\$ 418,646	\$ 591,946	\$ 583,637

**Increase / (Decrease) in Cash
from Current Month**

\$ (173,300) \$ (164,991)

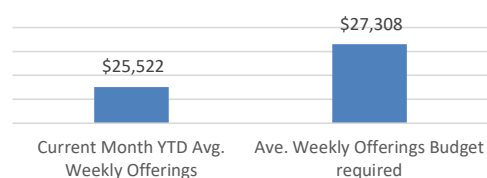
Debt Balances

Debt Balances	Current Month	Beg of Year 7/1/2022	Last Year This Month
Mortgage	\$ -	\$ -	\$ -

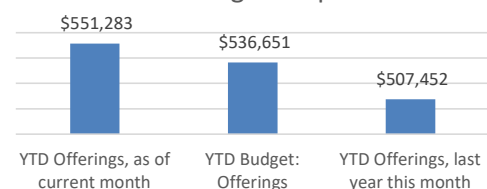
**Decrease / (Increase) in Debt
from Current Month**

\$ - \$ - \$ -

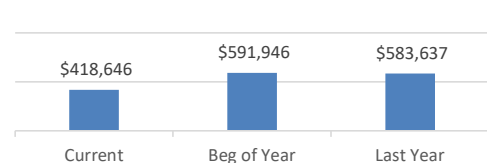
Weekly Offerings Comparison



YTD Offerings Comparison



Cash Balances



Debt Balances

