

Crossroads Presbyterian Church
December 31, 2023

Average Weekly Offerings Comparison

Average Weekly Offerings Comparison	<i>Increase/(Decrease) from current month</i>	
Current Month YTD Avg. Weekly Offerings	\$ 30,151	
Ave. Weekly Offerings Budget required	\$ 27,308	\$ 2,844

Year to Date Offerings Comparison

<i>Year to Date Offerings Comparison</i>	<i>Increase/(Decrease) from current month</i>		
YTD Offerings, as of current month	\$	795,994	
YTD Budget: Offerings	\$	818,951	\$ (22,957)
YTD Offerings, last year this month	\$	793,602	\$ 2,392

Cash Balances for Operations

	Current Month	Beg of Year 7/1/2023	Last Year This Month
Cash Balances for Operations			
Operating Fund (unrestricted)	\$ 488,557	\$ 402,935	\$ 556,379
Joseph Fund	\$ 18,125	\$ 166,300	\$ 167,092
Preschool	\$ 38,683	\$ 22,711	\$ 37,314
	\$ 545,365	\$ 591,946	\$ 760,785

**Increase / (Decrease) in Cash
from Current Month**

\$ (46,581) \$ (215,420)

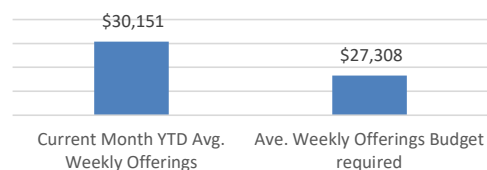
Debt Balances

Debt Balances	Current Month	Beg of Year 7/1/2022	Last Year This Month
Mortgage	\$ -	\$ -	\$ -

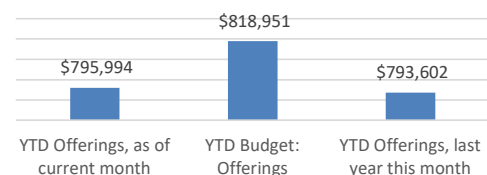
**Decrease / (Increase) in Debt
from Current Month**

\$ - \$ - \$ -

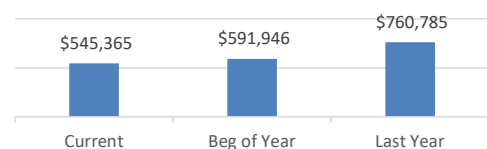
Weekly Offerings Comparison



YTD Offerings Comparison



Cash Balances



Debt Balances

