

# Crossroads Presbyterian Church

## January 31, 2024

<b>Average Weekly Offerings Comparison</b>		<i>Increase/(Decrease) from current month</i>	
Current Month YTD Avg. Weekly Offerings	\$ 30,446		
Ave. Weekly Offerings Budget required	\$ 27,308	\$ 3,139	

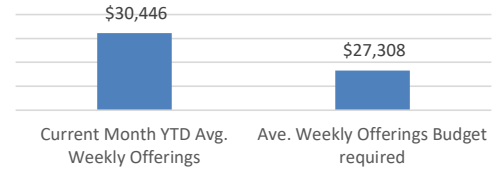
<b>Year to Date Offerings Comparison</b>		<i>Increase/(Decrease) from current month</i>	
YTD Offerings, as of current month	\$ 925,568		
YTD Budget: Offerings	\$ 925,794	\$ (226)	
YTD Offerings, last year this month	\$ 900,271	\$ 25,297	

<b>Cash Balances for Operations</b>	<i>Current Month</i>	<i>Beg of Year 7/1/2023</i>	<i>Last Year This Month</i>
Operating Fund (unrestricted)	\$ 504,123	\$ 402,935	\$ 546,899
Joseph Fund	\$ 63,456	\$ 166,300	\$ 165,988
Preschool	\$ 40,142	\$ 22,711	\$ 36,446
	<b>\$ 607,721</b>	<b>\$ 591,946</b>	<b>\$ 749,333</b>

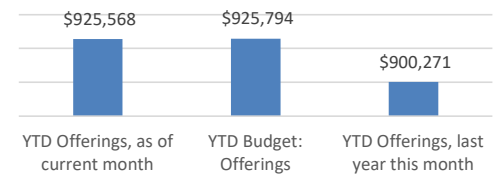
**Increase / (Decrease) in Cash from Current Month**      \$ 15,775      \$ (141,612)

<b>Debt Balances</b>	<i>Current Month</i>	<i>Beg of Year 7/1/2022</i>	<i>Last Year This Month</i>
Mortgage	\$ -	\$ -	\$ -
<b>Decrease / (Increase) in Debt from Current Month</b>	<b>\$ -</b>	<b>\$ -</b>	<b>\$ -</b>

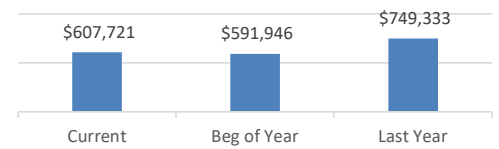
### Weekly Offerings Comparison



### YTD Offerings Comparison



### Cash Balances



### Debt Balances

