

# Crossroads Presbyterian Church

## February 29, 2024

<b>Average Weekly Offerings Comparison</b>			<i>Increase/(Decrease) from current month</i>
Current Month YTD Avg. Weekly Offerings	\$	29,929	
Ave. Weekly Offerings Budget required	\$	27,308	\$ 2,621

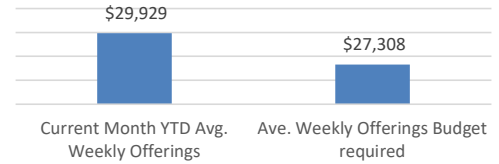
<b>Year to Date Offerings Comparison</b>			<i>Increase/(Decrease) from current month</i>
YTD Offerings, as of current month	\$	1,029,561	
YTD Budget: Offerings	\$	1,040,391	\$ (10,830)
YTD Offerings, last year this month	\$	1,013,967	\$ 15,594

<b>Cash Balances for Operations</b>	<i>Current Month</i>	<i>Beg of Year 7/1/2023</i>	<i>Last Year This Month</i>
Operating Fund (unrestricted)	\$ 487,742	\$ 402,935	\$ 558,526
Joseph Fund	\$ 13,153	\$ 166,300	\$ 167,020
Preschool	\$ 56,515	\$ 22,711	\$ 50,538
	<b>\$ 557,410</b>	<b>\$ 591,946</b>	<b>\$ 776,084</b>

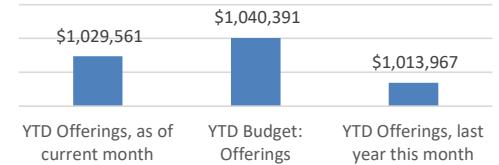
**Increase / (Decrease) in Cash from Current Month**      \$ (34,535)    \$ (218,674)

<b>Debt Balances</b>	<i>Current Month</i>	<i>Beg of Year 7/1/2023</i>	<i>Last Year This Month</i>
Mortgage	\$ -	\$ -	\$ -
<b>Decrease / (Increase) in Debt from Current Month</b>	<b>\$ -</b>	<b>\$ -</b>	<b>\$ -</b>

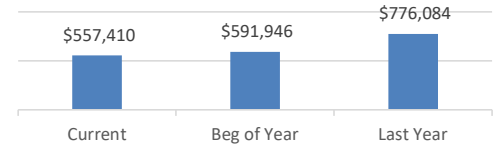
### Weekly Offerings Comparison



### YTD Offerings Comparison



### Cash Balances



### Debt Balances

